



INDIAN INSTITUTE OF BANKING & FINANCE  
ISO 21001:2018 Certified


**User Manual  
for  
LMS Access for Live  
Online Training  
Sessions**

For the NCVET Approved Course on  
“Fundamentals of Retail Banking”

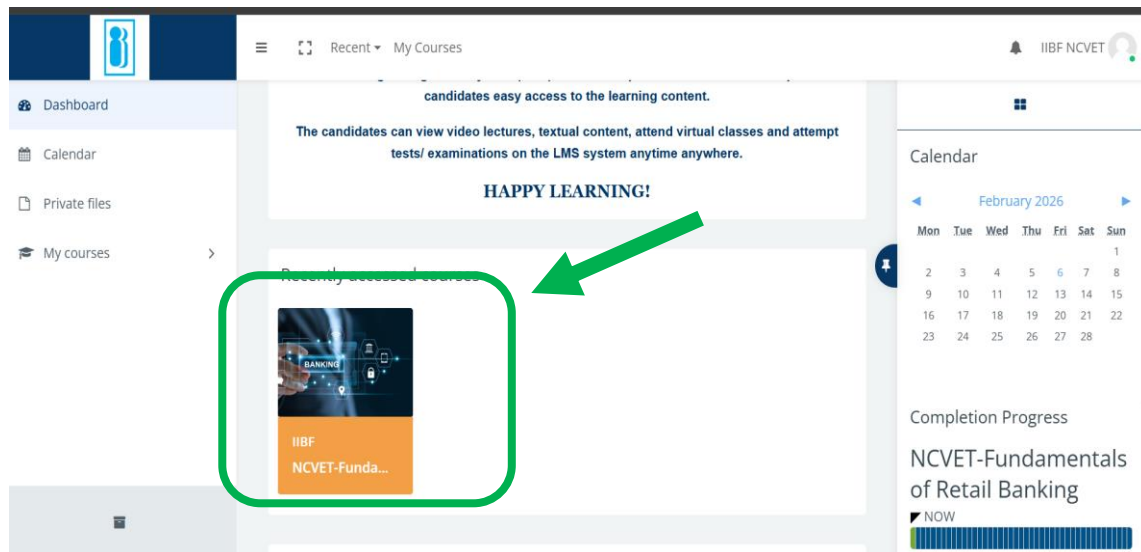
**Step 1: Visit the LMS portal by clicking over the link given below.**

**Link - <https://iibflms.digiversity.com/>**

**Enter your Login Credentials in the Right side as indicated in the screen below and click “Log in”**



**Step 2: Click on “View Course” as indicated below**



### Step 3. Click on “Live Online Training Session” as indicated below

The screenshot shows a web browser window with the URL `iibfms.digiversity.com/course/view.php?id=208`. The page displays the course 'Fundamentals of Retail Banking' with a central image of a hand holding a glowing 'BANKING' icon. On the left sidebar, under 'My Courses', the 'Live Online Training Sessions' link is highlighted with a green box and a green arrow. The right sidebar shows 'Enrolment Timer' (02 days) and 'Completion Progress' (0/42).

Course: Political The... GEMS Course and categor... My Recordings - Zo... My courses My courses Calendar | New mee... Psychometric Asses... All Bookmarks

Recent My Courses

IBC NCVET

NCVET-Fundamentals of Ret...

Grades

E-Book

E-Learning Videos

Live Online Training Sessions

Dashboard

Calendar

Private files

My courses

Fundamentals of Retail Banking

E-Book

E-Learning Videos

Live Online Training Sessions

Enrolment Timer

02

2 days

until your enrolment expires

Completion Progress

NOW

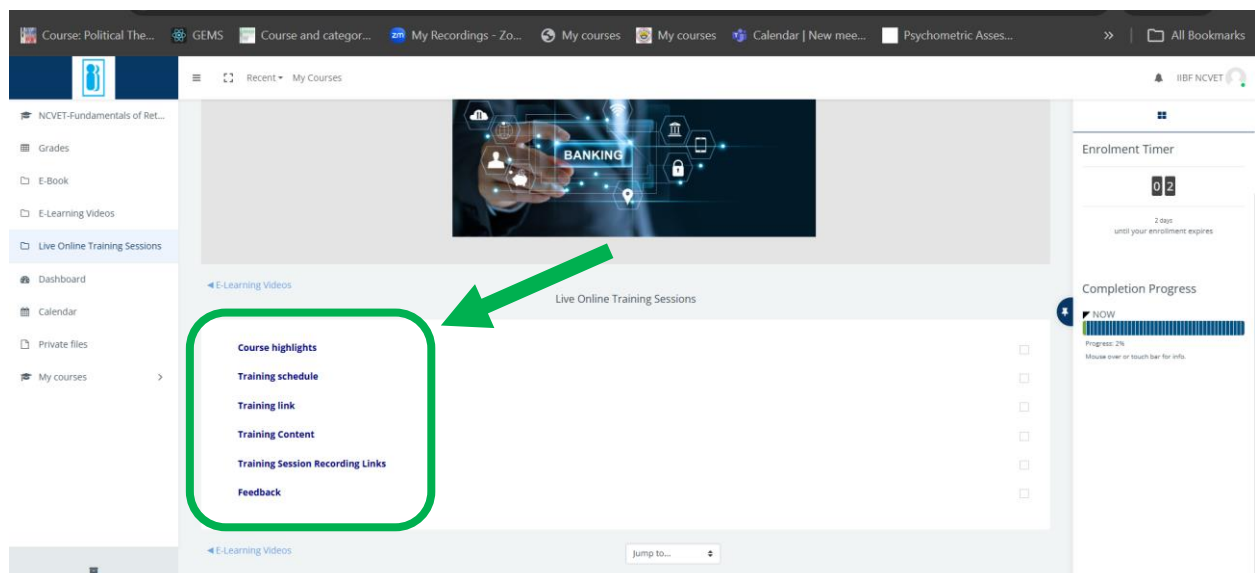
Progress: 0 / 42

SCORM packages: 42

Progress: 0 / 42

**Step 4:** In the below screen, you will get access to the following as indicated. Click on each of the links to view/access the respective content.

- **Course Highlights:** Gives a comprehensive / brief outline about the course
- **Training Schedule:** Dates and timings of the sessions
- **Training Link:** Link to join the live online training sessions as per the schedule
- **Training Content:** Topics covered in the training
- **Training Session Recording Links:** Links to recorded sessions, which will be available for 30 days after the training.
- **Feedback:** Participant feedback on the training, which must be mandatorily filled and submitted after the respective sessions.



## **Important Points to Note**

- Once the candidate logs in to the LMS and clicks on the live session, it will open in Zoom with the LMS configured name by default. Please do not modify your name, as this will impact your attendance record.
- In case of firewall restrictions, kindly use your personal email ID or mobile phone.
- Participants are required to have a stable Wi-Fi connection for the training session.